

POE-C2W



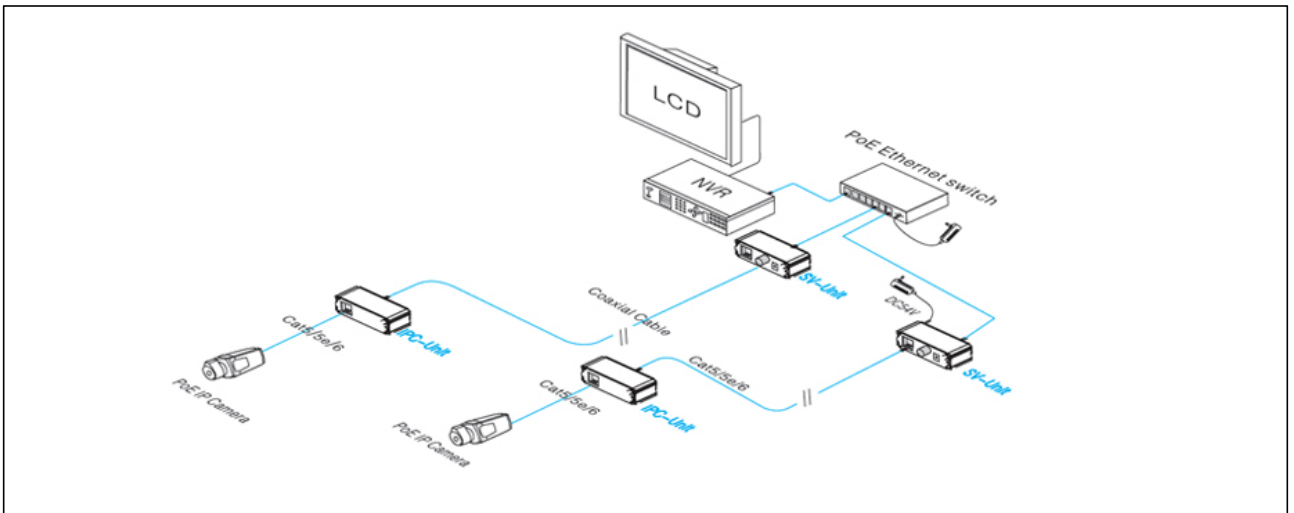
- The equipment consists of two parts: SV-Unit and IPC-Unit. SV-Unit has 48-57V DC port, one PoE input port and two output ports: BNC and RJ45; IPC-Unit has two input ports: BNC and RJ45, one PoE output port;
- Adopt advanced transmission and power supply technology, can transmit Ethernet signal and power signal up to 500m through coaxial cable and transmit Ethernet signal and power signal up to 400m through network cable;
- Ethernet delay less than 1ms; meet point to point application;
- Standard: IEEE802.3 10BASE-T, IEEE802.3u 100BASE-TX, IEEE802.3af/at;
- Protection: excellent circuit isolation protection, superior product anti-thunder, anti-static and anti-interference ability;
- Appearance: solid and delicate, meet MIT rack installation standard, working temperature: -40°C ~ 75°C;
- Installation: Plug-and-play, no setting required.



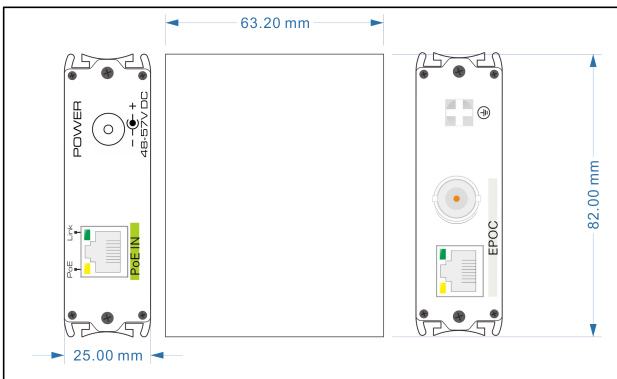
Introduction

POE-C2W consists of one SV-Unit and one IPC-Unit. It can transfer Ethernet signal of IPC-Unit to carrier signal through coaxial cable or network cable and extend to SV-Unit, then transfer carrier signal to Ethernet signal and transmit power synchronously. SV-Unit could use 54V power adapter or PoE power supply, which fully meets the needs of long distance Ethernet signal transmission and power supply. It is widely used in coaxial cable and network cable mixed wiring security surveillance and network rebuilding project.

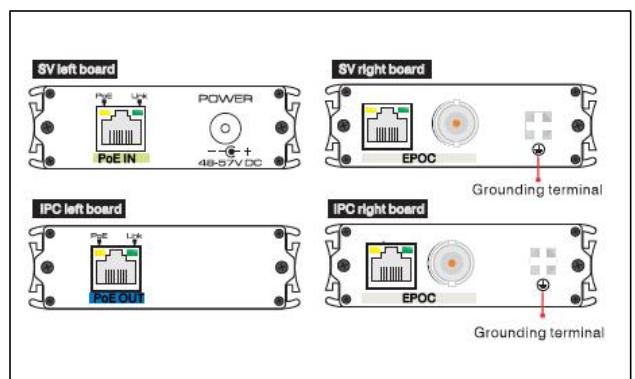
Application



Physical Features



Interface drawing



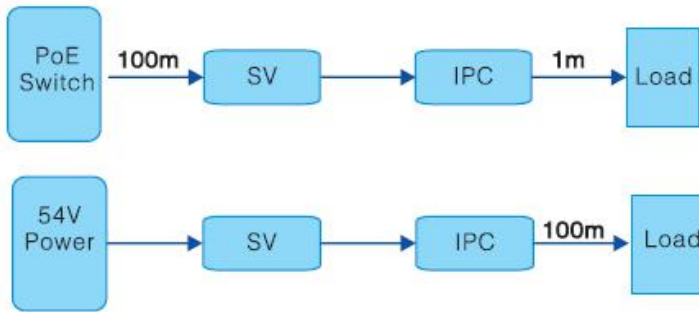
Specification

Model	Description
Power Supply	POE Power supply or power adapter supply
Voltage Range	DC 48V-57V
Consumption	< 2W
Ethernet Port	EOC: 0--100Mbps Ethernet port:10/100Mbps; transmission bandwidth changes based on transmission distance, please refer to table1
Transmission Distance	EPOC coaxial cable: 0-500m EPOC network cable: 0-400m
Transmission Medium	75-5 or above coaxial cable and Cat5e/6 cable
PoE Agreement	Support IEEE802.3af, IEEE802.3at
PoE Power Supply	Support End-span and Mid-span
Ethernet Standard	IEEE802.3 10BASE-T,IEEE802.3u 100BASE-TX
Ethernet Delay	<1ms
LED Indicator	PoE In/out ports: One indicates PoE power supply or DC power status(RJ45 yellow), one indicates Ethernet signal transmission(RJ45 green); EPOC port: indicates signal transmission(RJ45 yellow/green)
ESD protection	1a Contact Discharge level 3 1b Air Discharge level 3 Per: IEC61000-4-2
Communication Port Anti-thunder Protection	IEC61000-4-5 level 3
Work temperature	-40°C~75°C
Storage temperature	-40°C~85°C
Humidity(Non- condensin)	0-95%
Dimension (L×W×H)	63.2mm×82mm×25mm
Weight	IPC:153g; SV:154g
Material	Aluminum
Color	Black

Table 1:

Power Supply		PoE Ethernet Power Supply		54V DC Power Supply	
SV<->IPC Cable		75-5	CAT5E	75-5	CAT5E
100m	Bandwidth (Mbps)	92.6	91.2	92.6	91.2
	Load Capacity (W)	16.1	17.2	23	23
200m	Bandwidth (Mbps)	91	84.2	91	84.2
	Load capacity (W)	10	12	17	22
300m	Bandwidth (Mbps)	90.8	74.5	90.8	74.5
	Load Capacity (W)	8	9.1	12	16
400m	Bandwidth (Mbps)	90.5	55.7	90.5	55.7
	Load Capacity (W)	5	6.5	10	12
500m	Bandwidth (Mbps)	83.7	/	83.7	/
	Load Capacity (W)	4.5	/	8	/

Picture 1:



Instruction: The test data in table 1 is required under lab environment by the test method in picture 1. In actual case, there maybe some differences due to different cable and environment

Package List

Designation	Quantity
Ethernet Extender	1
MIT hanger	2
User Manual	1

Related Products

Designation	Model
Ethernet Extender	POE-C2W